

Physical Education  
COMPONENT 2: Health and Performance

Thursday 8 June 2023 – Morning

Diagram Booklet

In the boxes below, write your name, centre number and candidate number.

Surname					
Other names					
Centre Number					
Candidate Number					

## INSTRUCTIONS

There may be spare copies of some diagrams in case you need them.

**THIS DIAGRAM BOOKLET MUST BE RETURNED WITH THE QUESTION PAPER AT THE END OF THE EXAMINATION.**

**Contents**

**Page**

**4–5      Question 3(b)**

**6–7      Question 5**

**8        Question 6(c) and 6(d)**

**9–11    Question 7**

**12      Question 8**

**13      Question 9**

**14      Question 11**

**15–16   Question 13**

**Spare Copies**

**17      Question 9**

Question 3(b)

KEY



Underweight



Normal weight



Overweight



Obese



Extreme obesity

(continued on the next page)



**Question 5**

The black and white photograph on the next page shows a female athlete sprinting barefoot in a swimming costume alongside a racing bicycle. She is wearing a cycling helmet and her shoes are in the stirrups in preparation for getting on to the bicycle to complete the next section of the race.

(continued on the next page)

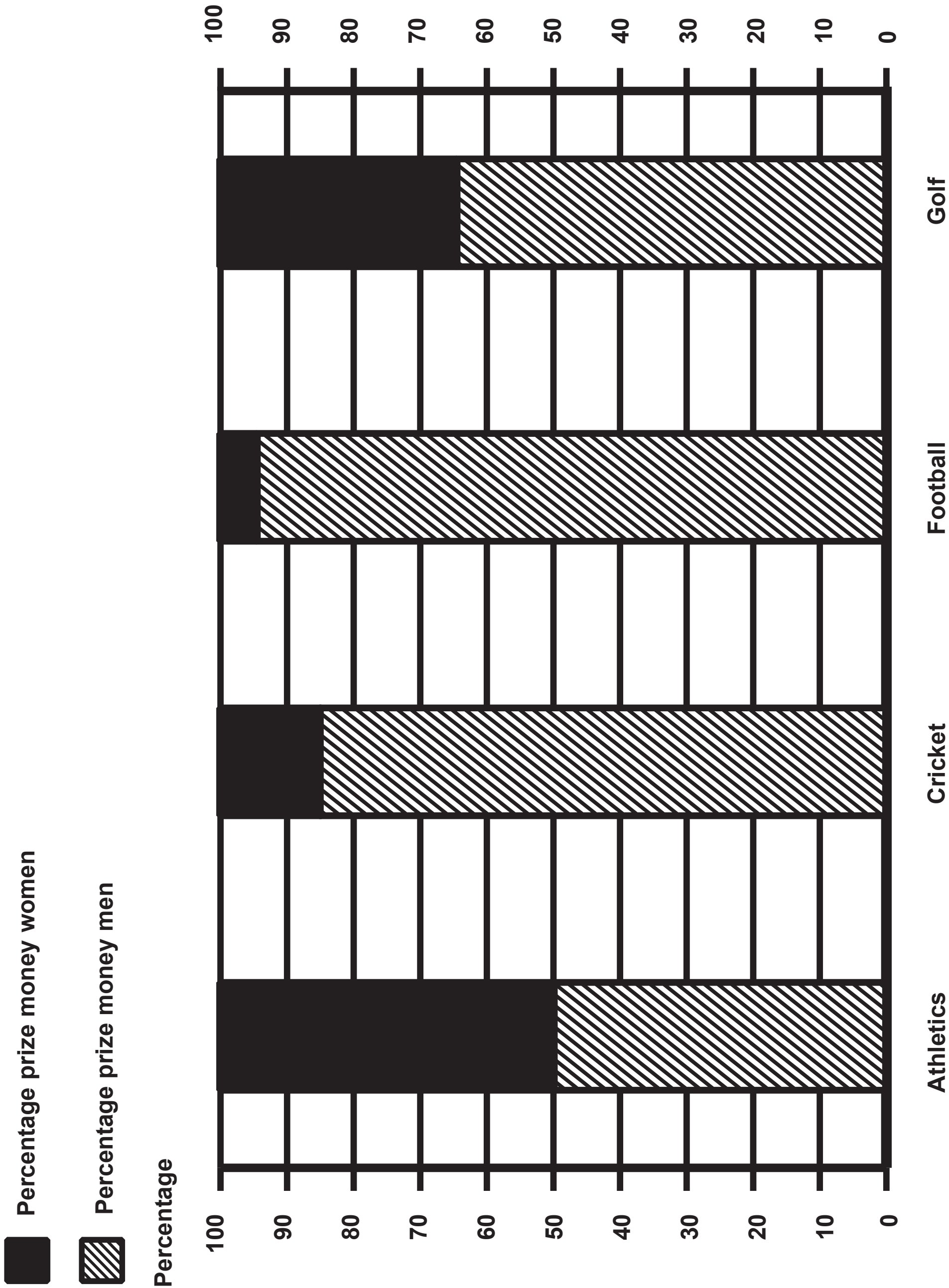


5 continued.

FIGURE 2



FIGURE 3





**Question 7**

**The black and white photograph on the next page shows a group of cricket players, including: 5 fielders or linesmen, 1 wicket keeper and a bowler who has just thrown the cricket ball towards the batsman for the opposing team.**

**(continued on the next page)**

FIGURE 4



(continued on the next page)

FIGURE 5



Bowling action

FIGURE 6

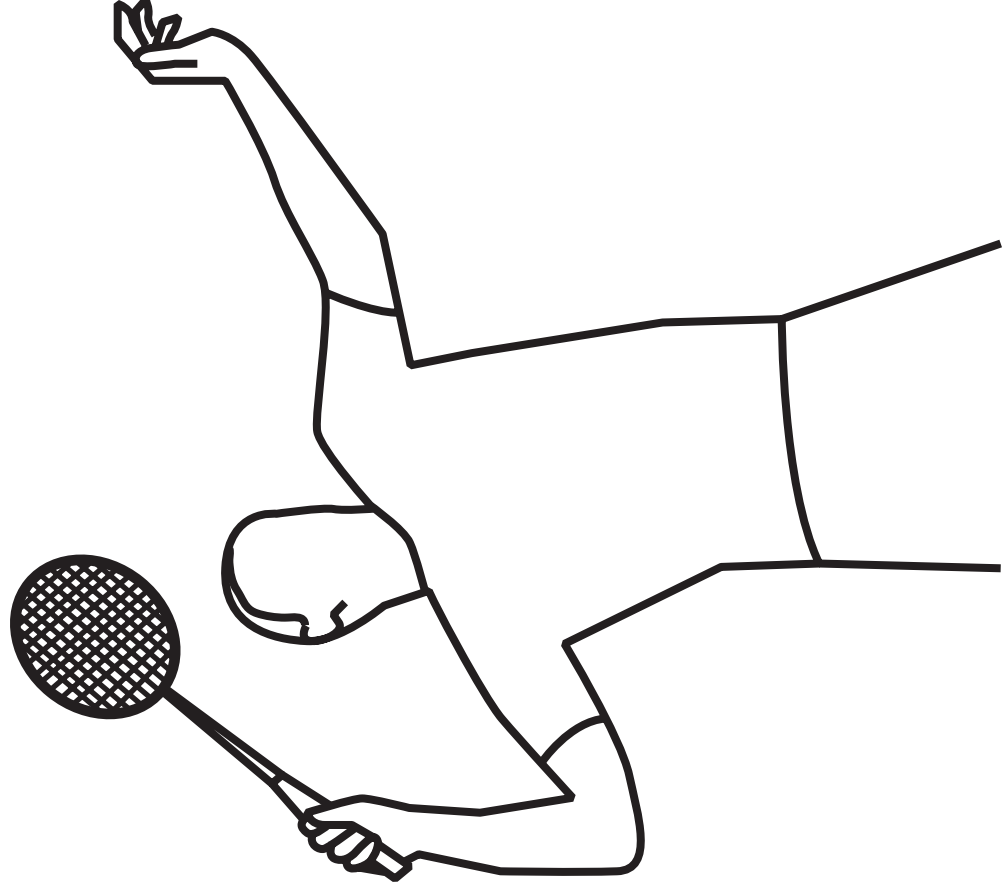
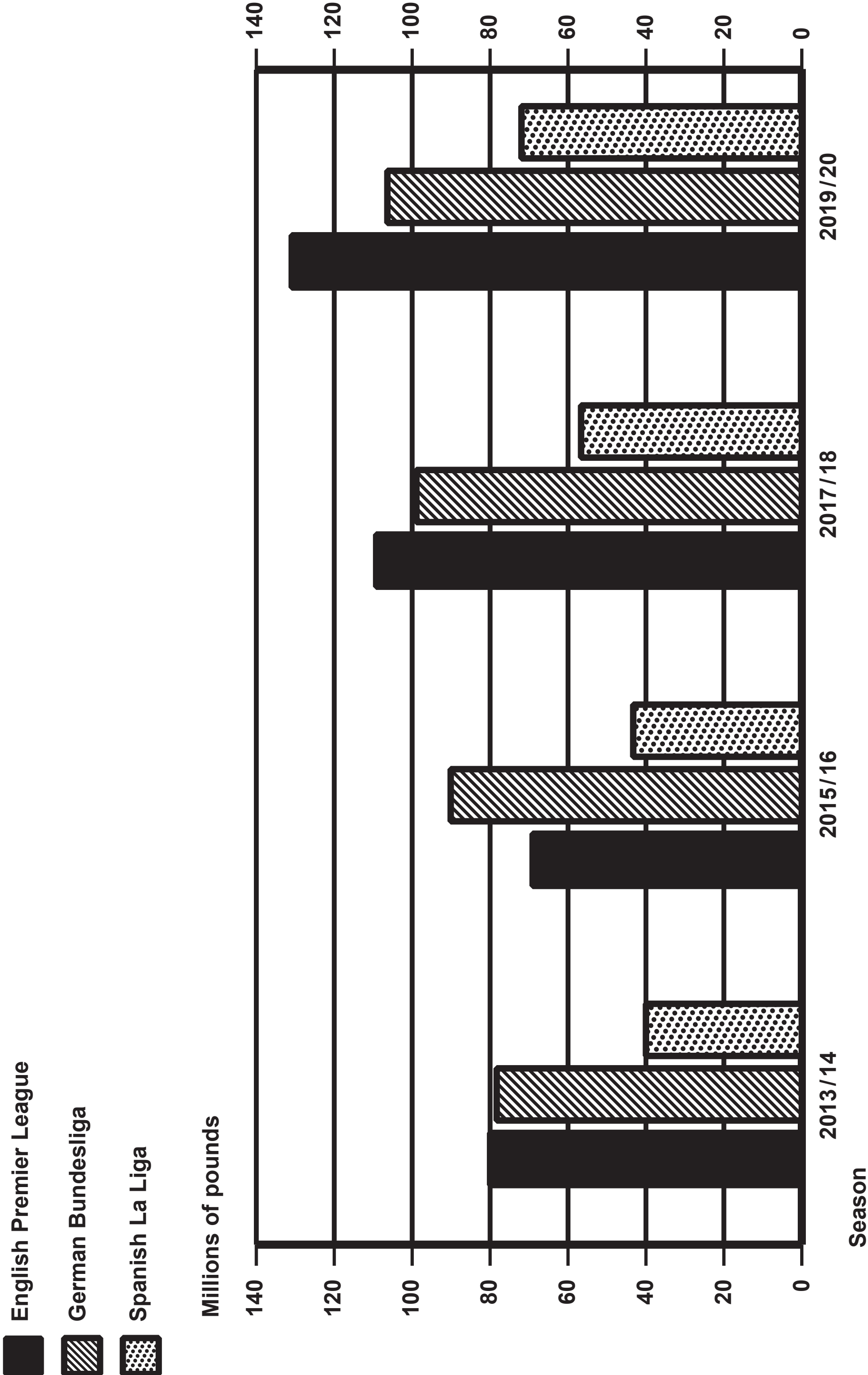


TABLE 1

Skill type	(a) Meaning	(b) Example
Basic	(1 mark)	(1 mark)
Complex	(1 mark)	(1 mark)

FIGURE 7





**Question 13**

The black and white photograph on the next page shows a tennis coach with a basket of tennis balls. He has thrown one of the balls to the student, whose eyes are raised upwards tracking the line of the ball towards her. Her racket hand is raised in the forehand position behind her head.

(continued on the next page)



FIGURE 8






TABLE 1

Skill type	(a) Meaning	(b) Example
Basic	(1 mark)	(1 mark)
Complex	(1 mark)	(1 mark)

**Source Information:**

**Question 3 (b): Source adapted from: [myhealth.alberta.ca](https://myhealth.alberta.ca)**

**Question 5: Maxisport/shutterstock Photo ID 88513873**

**Question 6(c) and 6(d): Source adapted from: Insure4sport**

**Question 7: Pearson Asset Library AL1132069**

**Question 8: Source adapted from: © Bonma Suriya/shutterstock Photo ID 1123732331)**

**Question 11: Source adapted from: [https://nielsensports.com/wp-content/uploads/2021/01/Nielsen-Sports\\_European-Football-Jersey-Report-2020-21\\_One-Sheet.pdf](https://nielsensports.com/wp-content/uploads/2021/01/Nielsen-Sports_European-Football-Jersey-Report-2020-21_One-Sheet.pdf)**

**Question 13: Pearson Asset Library AL1384979**